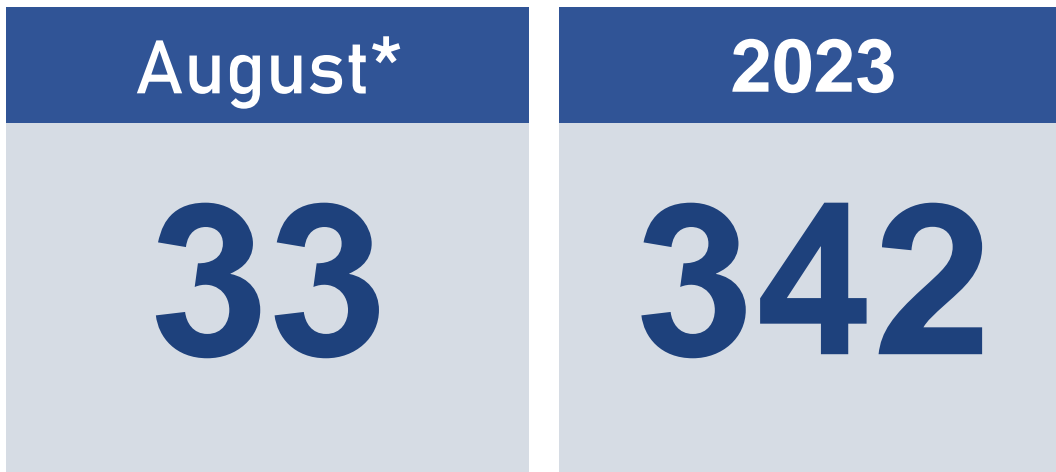


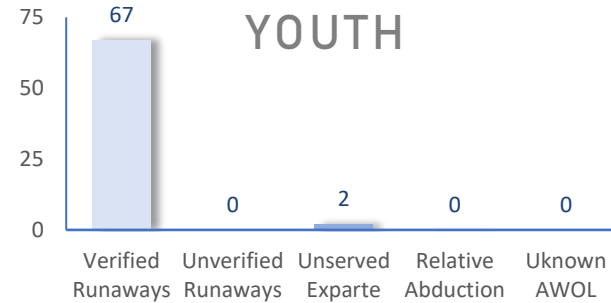
The following statistics show the status and demographics of absent Kansas foster youth and track DCF's successful recovery efforts.

RECOVERED YOUTH

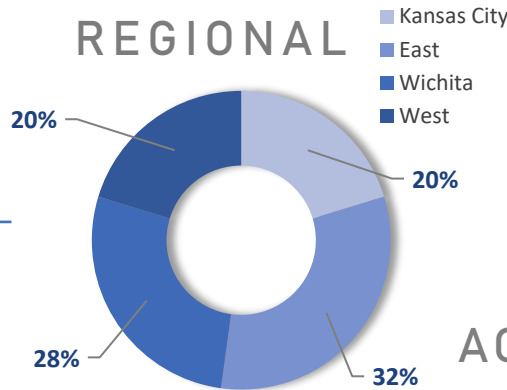


*A youth may be recovered more than once per month.

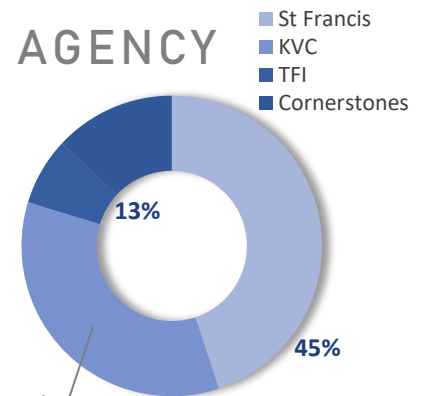
CURRENT AWOL YOUTH



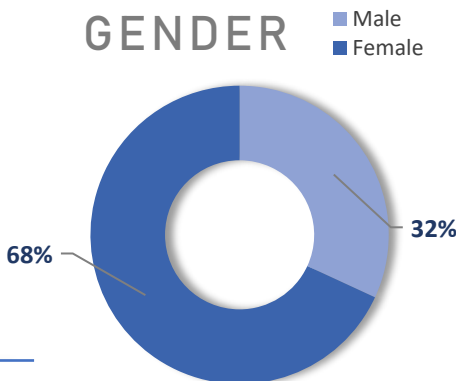
REGIONAL



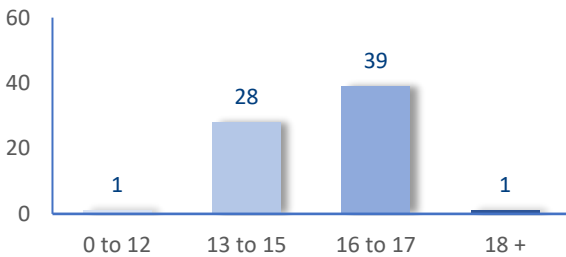
AGENCY



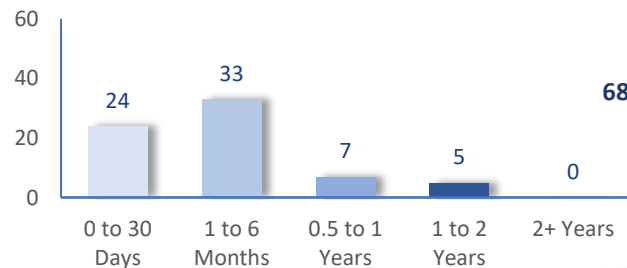
GENDER



AGE



TIME



DAILY AWOL YOUTH

2023

| May | | June | | July | | August | |
|------|--------|------|--------|------|--------|--------|--------|
| DATE | # AWOL | DATE | # AWOL | DATE | # AWOL | DATE | # AWOL |
| 1 | 50 | 1 | 73 | 3 | 70 | 1 | 67 |
| 2 | 55 | 2 | 72 | 5 | 73 | 2 | 67 |
| 3 | 56 | 5 | 75 | 6 | 73 | 3 | 68 |
| 4 | 57 | 6 | 76 | 7 | 69 | 4 | 68 |
| 5 | 58 | 7 | 71 | 10 | 72 | 7 | 68 |
| 8 | 60 | 8 | 72 | 11 | 73 | 8 | 73 |
| 9 | 62 | 9 | 70 | 12 | 73 | 9 | 73 |
| 10 | 59 | 12 | 74 | 13 | 75 | 10 | 73 |
| 11 | 59 | 13 | 72 | 14 | 69 | 11 | 69 |
| 12 | 59 | 14 | 75 | 17 | 70 | 14 | 67 |
| 15 | 63 | 15 | 70 | 18 | 73 | 15 | 71 |
| 16 | 65 | 16 | 66 | 19 | 73 | 16 | 70 |
| 17 | 66 | 17 | 69 | 20 | 73 | 17 | 67 |
| 18 | 68 | 19 | 70 | 21 | 71 | 18 | 69 |
| 19 | 65 | 20 | 70 | 24 | 72 | 21 | |
| 22 | 67 | 21 | 70 | 25 | 74 | 22 | |
| 23 | 68 | 22 | 69 | 26 | 72 | 23 | |
| 24 | 68 | 23 | 68 | 27 | 71 | 24 | |
| 25 | 67 | 26 | 67 | 28 | 70 | 25 | |
| 26 | 69 | 27 | 68 | 31 | 69 | 28 | |
| 30 | 65 | 28 | 67 | | | 29 | |
| 31 | 69 | 29 | 68 | | | 30 | |
| | | 30 | 67 | | | 31 | |